

Scaled data based on original data using
LM-79-08 Approved Method: Electrical and Photometric Measurements of Solid-
State Lighting Products

Test Report Prepared for
Cooper Lighting Solutions
(formerly Eaton)

Brand: STREETWORKS

Report Number: P382880

Luminaire Tested: **GAN-SA2C-735-U-5WQ**

Issue Date: 3/3/2020

Test Information

Test Method: LM-79-08
Report Number: P382880
TEST IS SCALED FROM IESNA LM-79-08 TEST DATA (G2-1903-205-2)
Test Lab: INNOVATION CENTER
Issue Date: 3/3/2020
Manufacturer: COOPER LIGHTING SOLUTIONS (FORMERLY EATON)
Product Line: STREETWORKS
Catalog Number: GAN-SA2C-735-U-5WQ
Description: GALLEON AREA AND ROADWAY LUMINAIRE
(2) 70 CRI, 3500K, 1050mA LIGHTSQUARES WITH 16 LEDS EACH AND TYPE V WIDE OPTICS
Light Source: -
Ballast/Driver: ELECTRONIC DRIVER

Summary

Lumens per Lamp: N/A
Luminaire Lumens: 14199.6 lumens
Efficiency: N/A
Efficacy: 125.7 lumens/watt
Luminous Opening: Rectangular (W 0.5' x L: 1' x H: 0')
IES Classification: Type V - Short
BUG Rating: B4 - U0 - G2

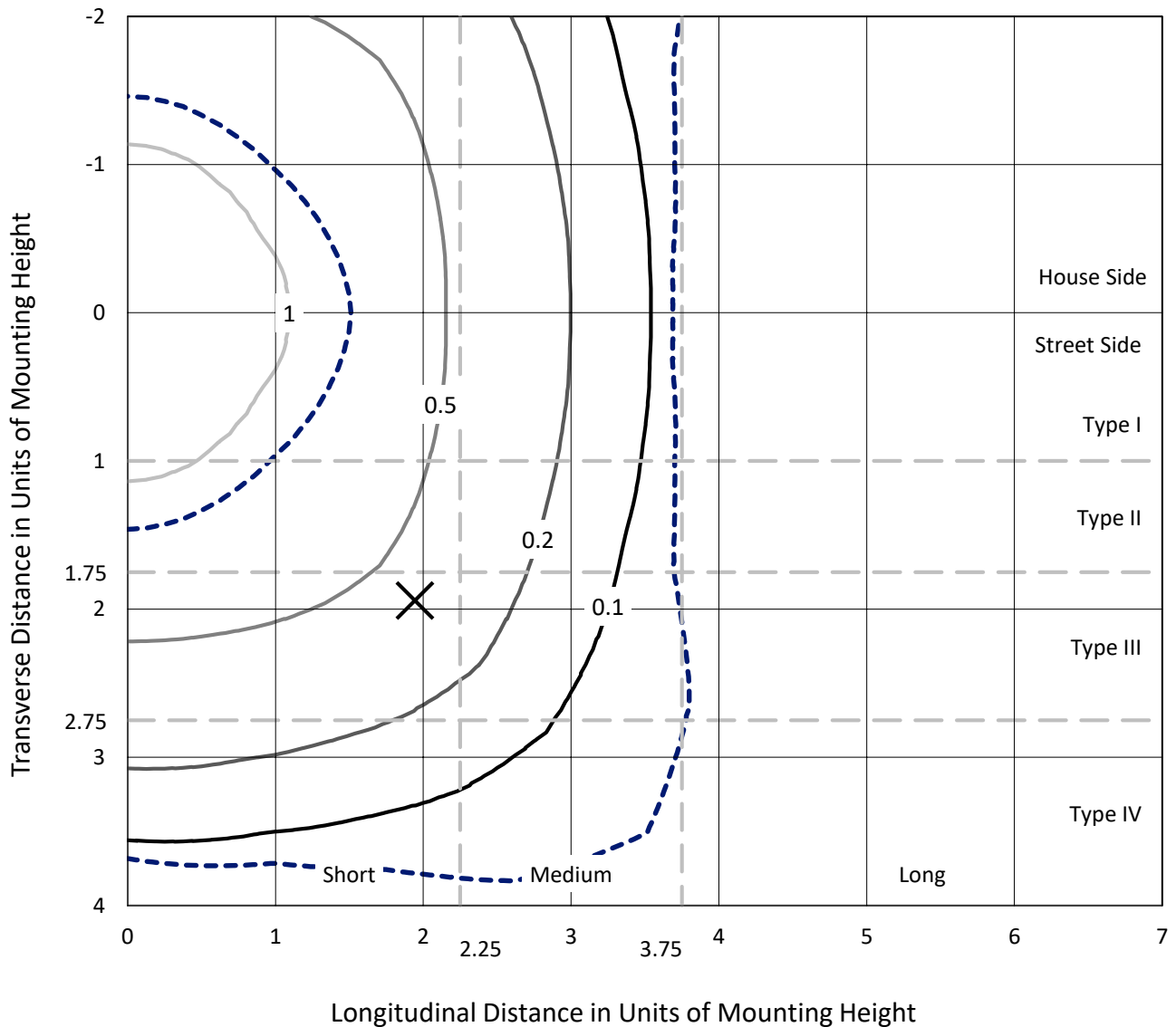
Input Watts (W): 113
Input Voltage (V): NR
Input Current (Ain): NR
Voltage Rise (V): NR
Power Factor: NR
Total Harmonic Distortion (THDi): NR
Frequency (hertz): 60
Stabilization Time: NR
Operation Time: NR
Ambient Temperature (°C): NR
Test Distance: 24 FT



REPORT NUMBER: P382880
 CATALOG NUMBER: GAN-SA2C-735-U-5WQ

Iso-Footcandle Lines of Horizontal Illumination

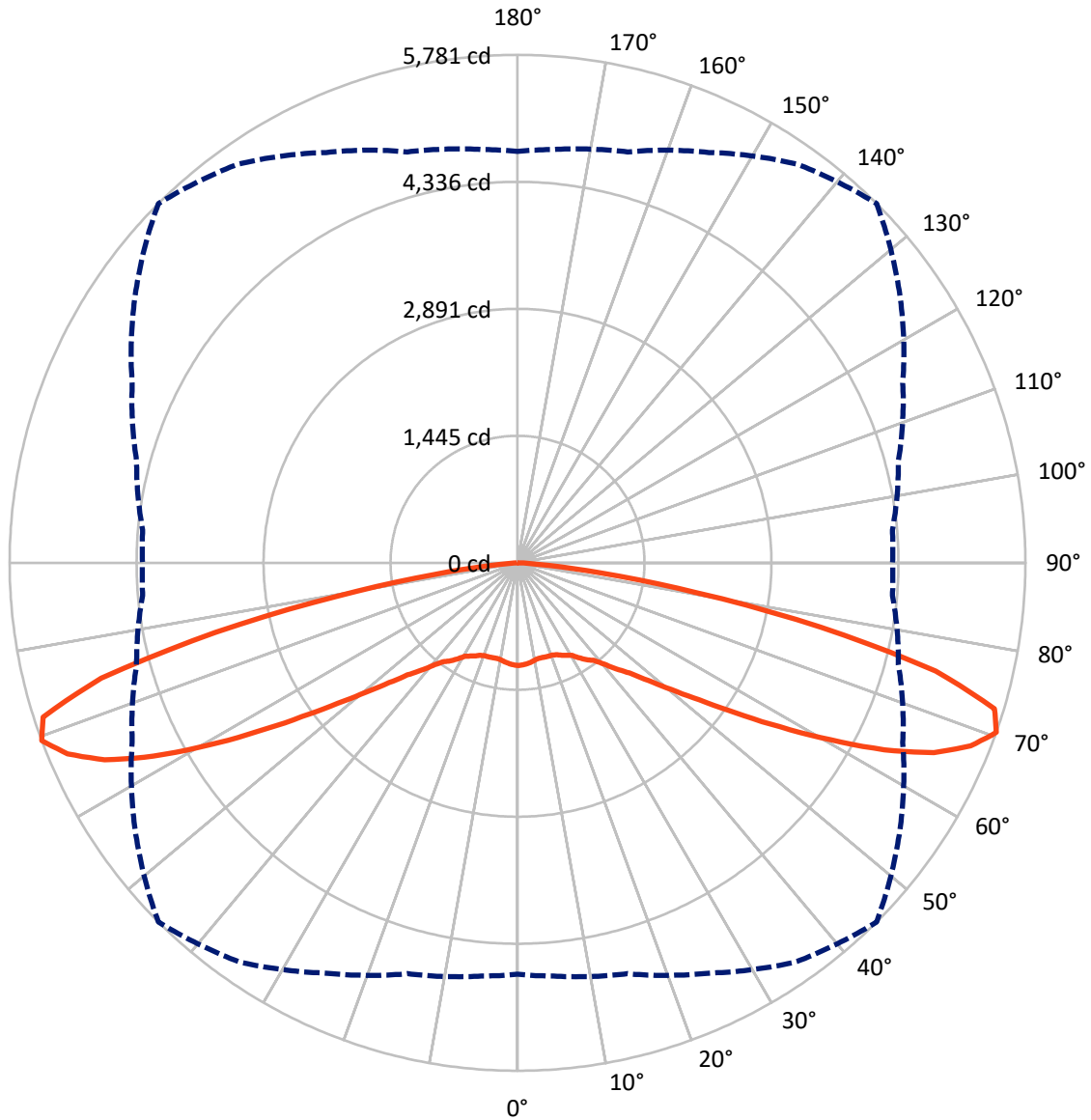
✕ Max cd
 - - - 1/2 Max cd



Based on 25 foot mounting height. Maximum calculated value = 1.9 fc
 Type V - Short - N/A

REPORT NUMBER: P382880
CATALOG NUMBER: GAN-SA2C-735-U-5WQ

Luminous Intensity Polar Plot



— Vertical Plane Through 45-Deg Lateral - - - Horizontal Cone Through 70-Deg Vertical

REPORT NUMBER: P382880
 CATALOG NUMBER: GAN-SA2C-735-U-5WQ

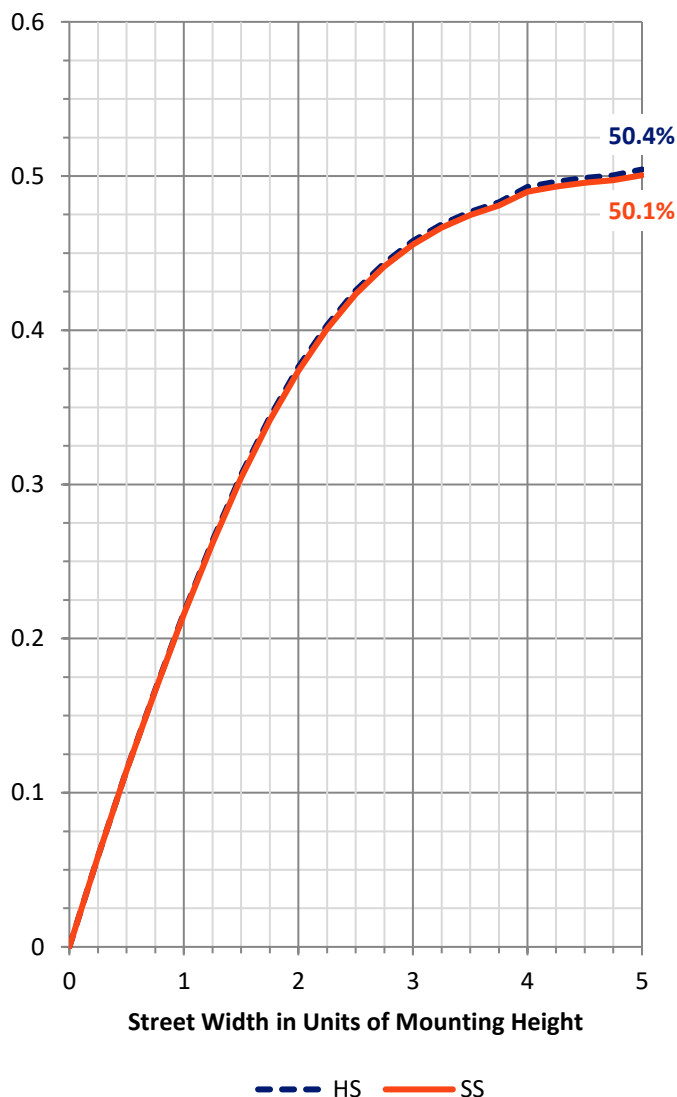
FLUX DISTRIBUTION:

		Downward	Upward	Total
House Side	Lumens	7099.8	0.0	7099.8
	% Fixture	50.0	0.0	50.0
Street Side	Lumens	7099.8	0.0	7099.8
	% Fixture	50.0	0.0	50.0
Total	Lumens	14199.6	0.0	14199.6
	% Fixture	100.0	0.0	100.0

ZONAL LUMENS:

Zone	Lumens	% Fixture
0°-10°	109.1	0.8
10°-20°	318.6	2.2
20°-30°	543.2	3.8
30°-40°	848.8	6.0
40°-50°	1438.5	10.1
50°-60°	2623.2	18.5
60°-70°	4516.0	31.8
70°-80°	3539.8	24.9
80°-90°	262.5	1.8
90°-100°	0.0	0.0
100°-110°	0.0	0.0
110°-120°	0.0	0.0
120°-130°	0.0	0.0
130°-140°	0.0	0.0
140°-150°	0.0	0.0
150°-160°	0.0	0.0
160°-170°	0.0	0.0
170°-180°	0.0	0.0
0°-90°	14199.6	100.0
0°-180°	14199.6	100.0

Coefficient of Utilization

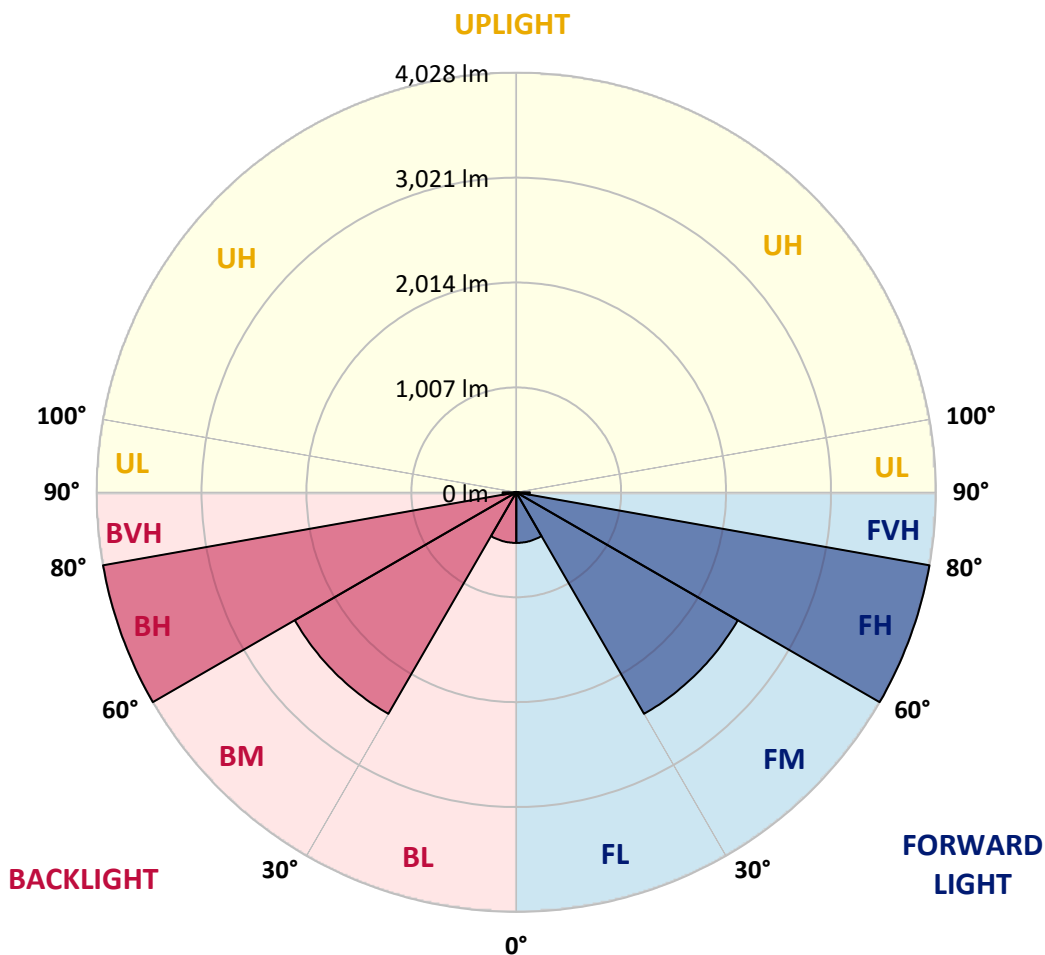


REPORT NUMBER: P382880
 CATALOG NUMBER: GAN-SA2C-735-U-5WQ

LUMINAIRE CLASSIFICATION SYSTEM LUMEN TABLE AND BUG RATING:

Zone	Lumens	% Fixture	Zone Rating/Lumen Limit		
			B	U	G
FL (0°-30°)	485.4	3.4			
FM (30°-60°)	2455.2	17.3			
FH (60°-80°)	4027.9	28.4			G2/5000
FVH (80°-90°)	131.2	0.9			G2/225
BL (0°-30°)	485.4	3.4	B1/500		
BM (30°-60°)	2455.2	17.3	B2/2500		
BH (60°-80°)	4027.9	28.4	B4/5000		G2/5000
BVH (80°-90°)	131.2	0.9			G2/225
UL (90°-100°)	0.0	0.0		U0/0	
UH (100°-180°)	0.0	0.0		U0/0	

BUG Rating: B4-U0-G2
 Type V Short





REPORT NUMBER: P382880
 CATALOG NUMBER: GAN-SA2C-735-U-5WQ

CANDELA DISTRIBUTION (FULL):

	0°	5°	15°	25°	35°	45°	55°	65°	75°	85°	90°
0°	1168.6	1168.6	1168.6	1168.6	1168.6	1168.6	1168.6	1168.6	1168.6	1168.6	1168.6
2.5°	1163.5	1164.9	1163.5	1164.4	1162.0	1163.0	1163.0	1163.0	1162.5	1163.0	1162.0
5°	1153.2	1154.1	1152.2	1153.2	1151.7	1153.2	1153.6	1153.2	1152.2	1152.7	1150.7
7.5°	1137.6	1138.5	1137.1	1138.5	1136.7	1139.0	1138.5	1137.1	1135.7	1135.7	1133.9
10°	1129.1	1129.7	1125.9	1124.5	1120.3	1121.2	1122.6	1124.0	1125.4	1128.2	1127.7
12.5°	1129.7	1129.7	1124.0	1117.9	1111.8	1113.2	1115.5	1120.7	1126.3	1131.6	1132.0
15°	1134.3	1133.9	1125.4	1115.5	1111.3	1115.5	1116.9	1120.3	1129.1	1138.1	1138.5
17.5°	1137.6	1137.6	1124.5	1113.2	1112.7	1119.3	1118.9	1120.3	1130.2	1143.3	1143.8
20°	1143.8	1143.8	1126.8	1114.6	1114.6	1121.7	1122.1	1124.5	1134.3	1148.9	1151.2
22.5°	1157.4	1157.8	1139.9	1130.2	1131.1	1135.3	1136.7	1140.4	1149.3	1165.4	1168.2
25°	1176.6	1177.6	1159.2	1153.6	1156.9	1164.9	1164.0	1166.8	1176.6	1192.1	1194.9
27.5°	1203.4	1201.0	1184.1	1181.8	1185.0	1190.7	1190.2	1190.7	1198.7	1212.8	1216.0
30°	1238.1	1237.2	1225.0	1226.4	1225.0	1223.1	1223.6	1227.3	1231.6	1242.9	1246.1
32.5°	1271.9	1272.9	1265.4	1272.4	1282.7	1289.8	1279.0	1268.7	1264.0	1270.1	1272.9
35°	1333.0	1335.4	1323.6	1319.0	1333.0	1353.7	1323.2	1306.2	1315.6	1323.6	1326.0
37.5°	1436.8	1438.2	1418.5	1399.7	1389.4	1409.2	1378.6	1380.0	1412.9	1427.9	1427.4
40°	1555.2	1555.7	1542.5	1526.1	1508.3	1512.9	1500.7	1504.4	1526.1	1539.7	1543.5
42.5°	1696.1	1694.7	1674.0	1650.5	1645.4	1650.1	1629.4	1626.6	1651.4	1675.9	1676.4
45°	1878.8	1875.6	1848.7	1822.9	1798.1	1787.7	1782.5	1796.1	1830.4	1853.0	1853.5
47.5°	2075.7	2066.7	2052.6	2032.0	2010.4	2000.0	1991.6	1998.2	2023.0	2032.0	2032.9
50°	2278.1	2280.0	2282.8	2274.7	2266.8	2263.5	2241.4	2228.7	2236.3	2219.8	2217.5
52.5°	2518.1	2521.9	2549.1	2572.1	2585.7	2592.8	2550.9	2507.3	2482.9	2450.9	2441.5
55°	2801.3	2807.4	2847.4	2911.3	2977.0	3011.8	2936.1	2854.4	2778.8	2719.1	2699.9
57.5°	3117.0	3127.8	3182.7	3305.3	3440.1	3522.4	3394.6	3246.2	3100.1	3014.1	2999.0
60°	3487.1	3497.4	3573.5	3749.2	3967.6	4091.2	3897.6	3654.7	3473.0	3390.8	3363.1
62.5°	3927.7	3928.6	4022.0	4227.4	4515.8	4687.6	4425.6	4101.0	3913.6	3814.5	3787.7
65°	4401.7	4404.0	4500.7	4722.4	5020.7	5207.6	4911.7	4573.5	4344.3	4198.2	4177.5
67.5°	4736.5	4746.3	4848.3	5115.1	5394.1	5562.7	5256.4	4874.1	4609.2	4435.0	4417.6
70°	4683.0	4721.5	4841.3	5152.7	5540.7	5781.1	5312.3	4838.5	4488.9	4283.3	4268.7
72.5°	4084.1	4157.9	4317.5	4726.2	5346.6	5677.8	5007.5	4333.5	3938.0	3762.8	3736.5
75°	2781.1	2900.9	3141.8	3731.3	4567.8	4916.0	4215.6	3455.1	3083.1	2840.8	2823.0
77.5°	1240.0	1267.3	1572.5	2251.3	3152.2	3530.3	3062.9	2260.2	1696.5	1353.3	1280.9
80°	345.7	349.9	466.9	838.4	1577.8	2074.2	1693.7	880.7	495.0	349.0	328.8
82.5°	109.9	119.3	145.6	217.5	530.3	946.5	544.4	234.8	167.2	133.4	120.3
85°	53.6	53.1	73.8	88.3	135.3	209.5	144.2	109.0	95.4	63.4	57.3
87.5°	22.5	23.0	34.3	31.0	39.5	33.8	46.5	48.8	51.2	28.2	24.4
90°	0.0	0.0	0.0	0.0	0.0	0.0	0.0	0.0	0.0	0.0	0.0

(END OF REPORT)